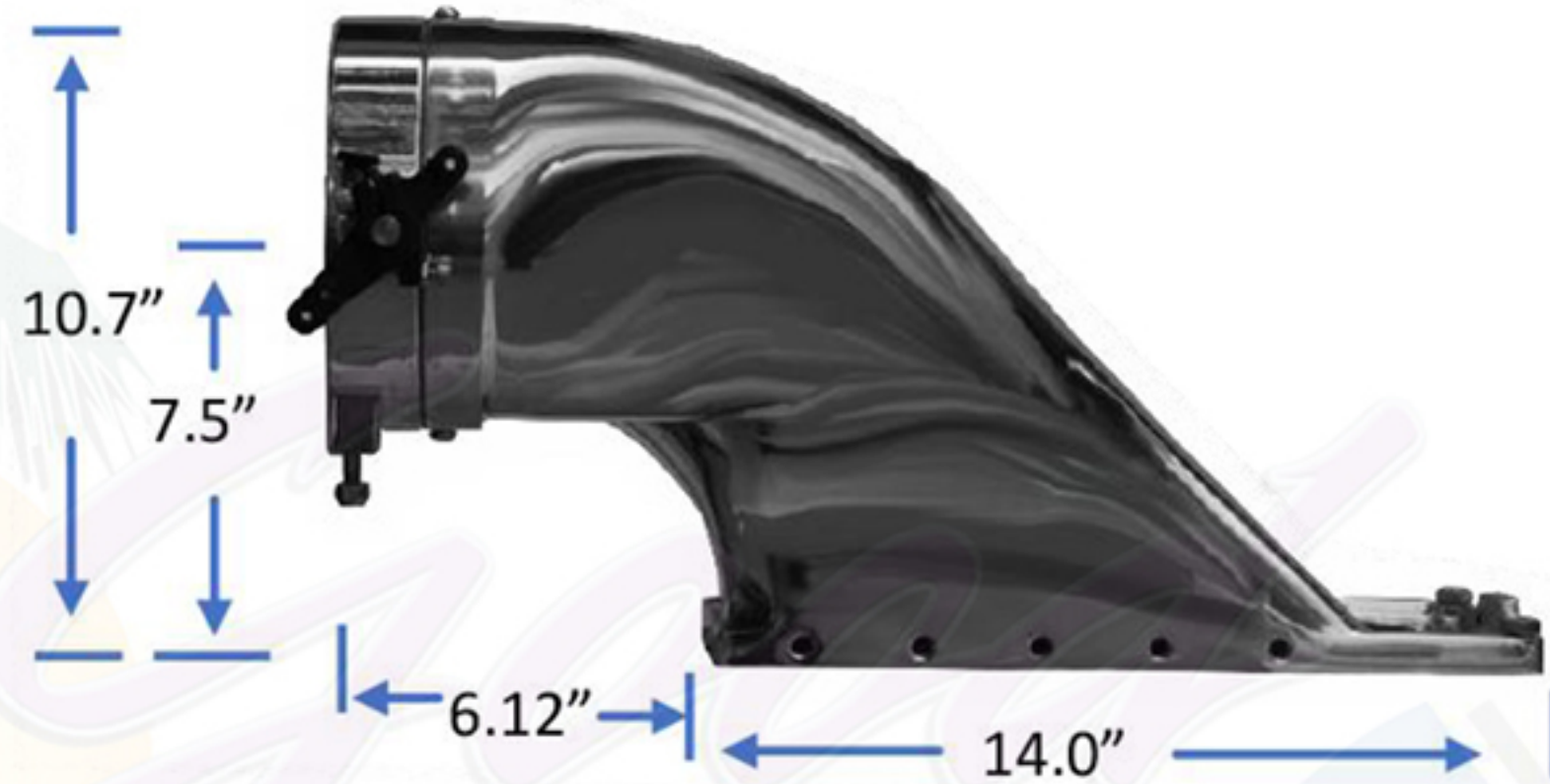



ENDERLE FUEL INJECTION

THE BAU 1

FOR BLOWN AND UNBLOWN APPLICATION

The BAU-1 injector assembly is a two-piece design. The main body (or housing) is 356ht cast aluminum. The butterfly and shaft portion is machined from 6061-6T aluminum plate. Both pieces are polished.

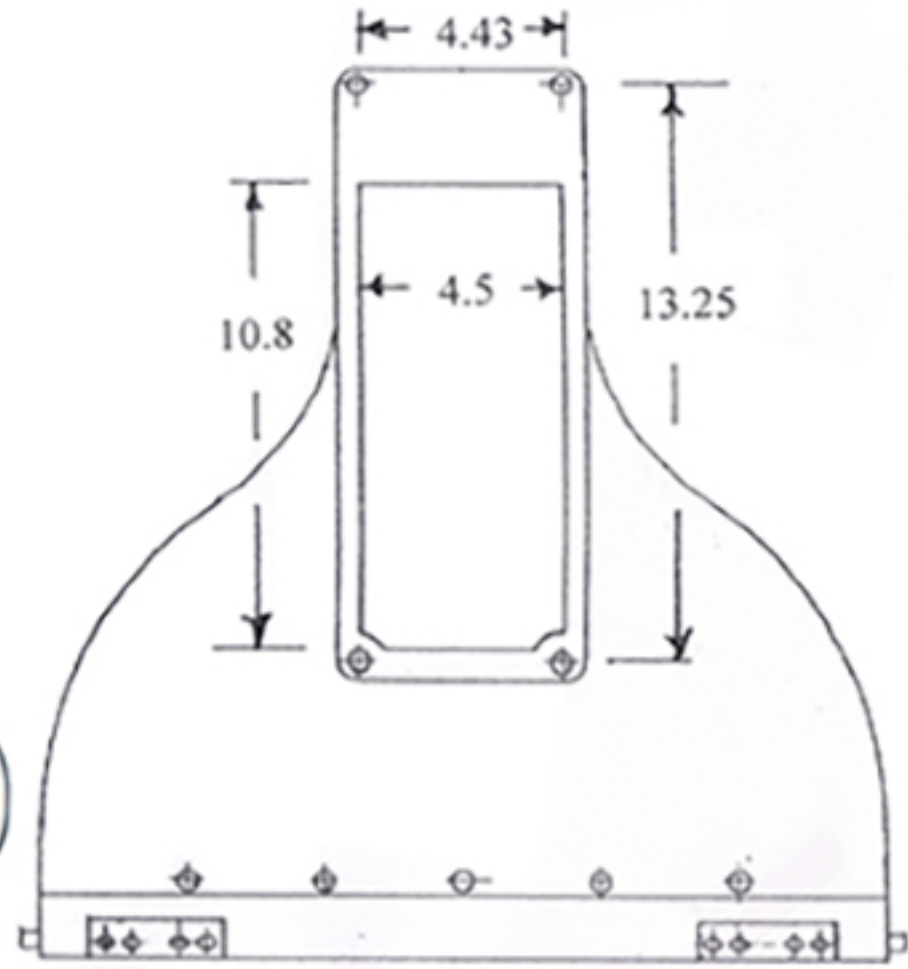
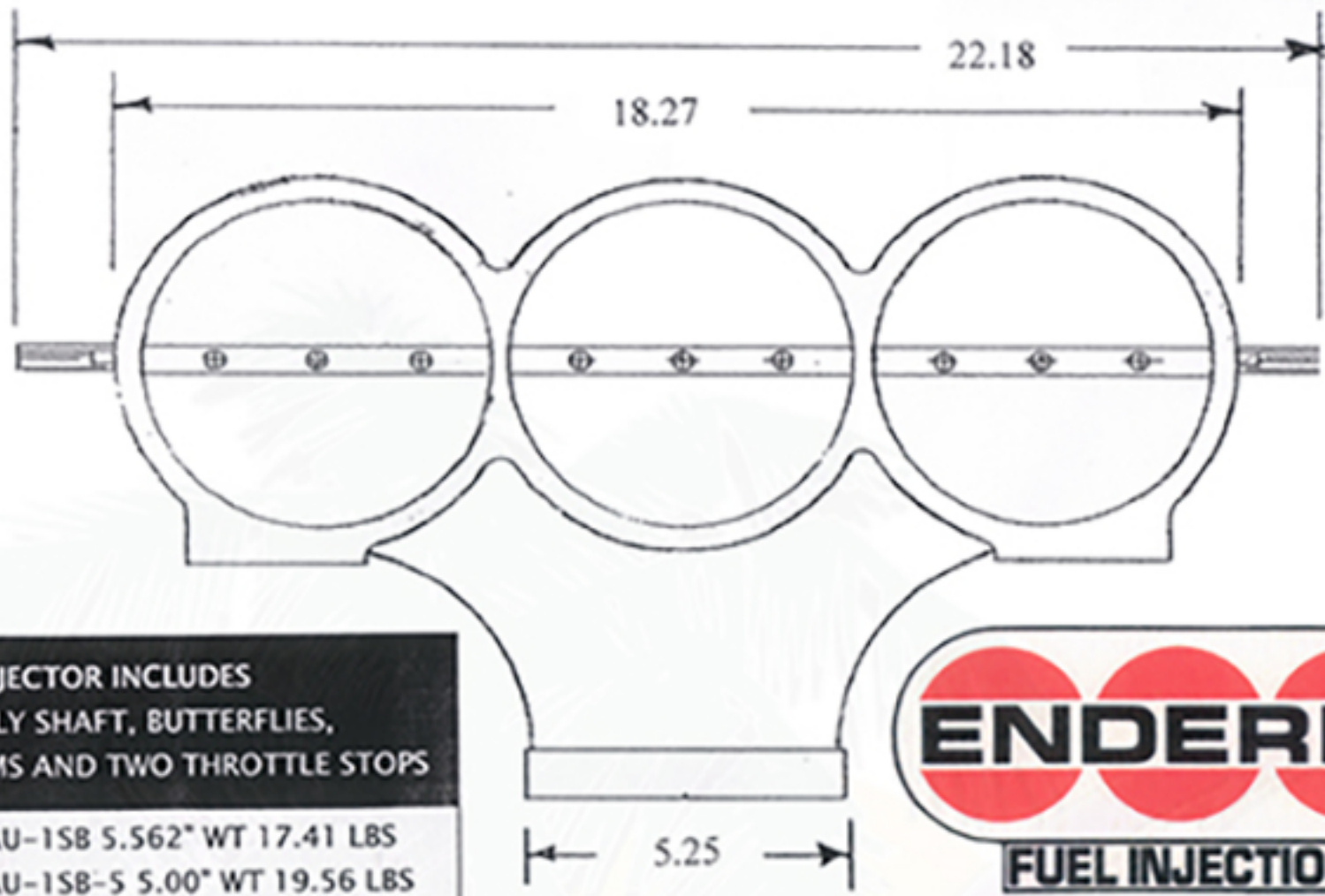


The BAU-1 is available with butterfly diameter options 5.00" and 5.562".

The 5.00" and 5.562" units can be ordered with a progressive linkage feature that allows one (or two) butterfly to open approximately half way before the other butterflies (or butterfly) start to open. The butterflies can also be set as on, if desired. The design allows for this adjustment at the track

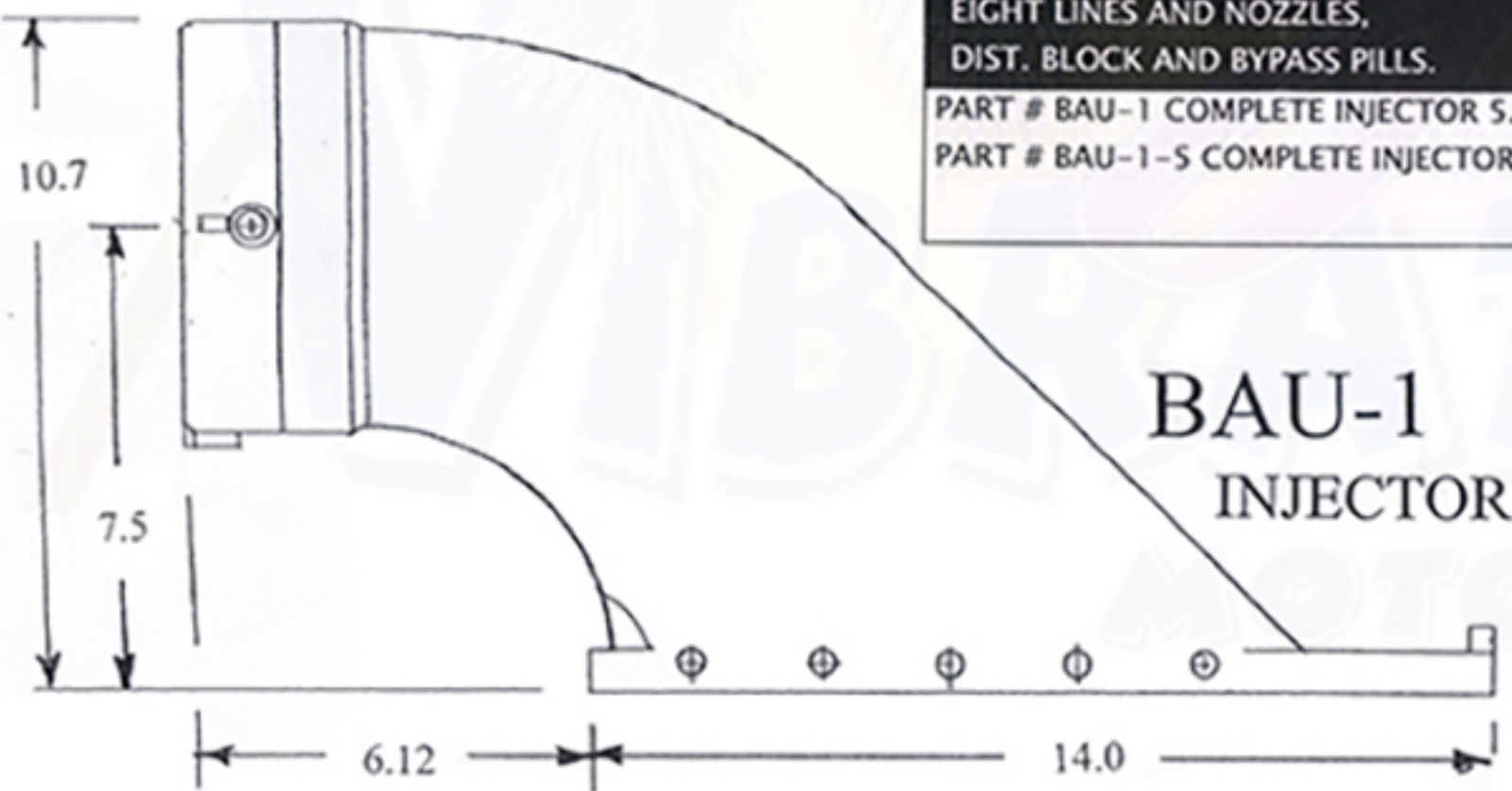
- BARE INJECTOR INCLUDES Butterfly Shaft, Butterflies, Two Arms and Two Throttle stops.
- PART # BAU-1SB 5.562" WT 17.41 LBS
- PART # BAU-1SB-5 5.00" WT 19.56 LBS

- COMPLETE INJECTOR INCLUDES The Metering Assy, Eight lines and Nozzles, Dist. Block and Bypass pill set
- PART # BAU-1 COMPLETE INJECTOR 5.562"
- PART # BAU-1-5 COMPLETE INJECTOR 5.00"



• BARE INJECTOR INCLUDES BUTTERFLY SHAFT, BUTTERFLIES, TWO ARMS AND TWO THROTTLE STOPS
 PART # BAU-1SB 5.562" WT 17.41 LBS
 PART # BAU-1SB-5 5.00" WT 19.56 LBS

• COMPLETE INJECTOR INCLUDES THE METERING VALVE ASSY, EIGHT LINES AND NOZZLES, DIST. BLOCK AND BYPASS PILLS.
 PART # BAU-1 COMPLETE INJECTOR 5.562"
 PART # BAU-1-S COMPLETE INJECTOR 5.00"




BAU-1 INJECTOR

- THE BAU-1 INJECTOR ASSEMBLY IS A TWO PIECE DESIGN. THE MAIN BODY (OR HOUSING) IS 356HT CAST ALUMINUM. THE BUTTERFLY AND SHAFT PORTION IS MACHINED FROM 6061-T6 ALUMINUM PLATE. BOTH PIECES ARE POLISHED.
- THE BAU-1 IS AVAILABLE WITH THREE BUTTERFLY DIAMETER OPTIONS: 4.375", 5.00" AND 5.562"
- THE 5.00" AND 5.562" UNITS CAN BE ORDERED WITH A PROGRESSIVE LINKAGE FEATURE THAT ALLOWS ONE (OR TWO) BUTTERFLY TO OPEN APPROXIMATELY HALF WAY BEFORE THE OTHER BUTTERFLIES (OR BUTTERFLY) START TO OPEN. THE BUTTERFLIES CAN ALSO BE SET AS ONE, IF DESIRED. THE DESIGN ALLOWS FOR THIS ADJUSTMENT AT THE TRACK.



BAU-2 FUEL INJECTION




BAU-1

THE BAU-2 IS A LOW PROFILE VERSION OF THE BAU-1 INJECTOR. THE LOWER HEIGHT IS HANDY WHEN THERE IS A RESTRICTION ON SPACE, VISIBILITY, ETC... EXCEPT FOR BEING SHORTER IN HEIGHT (2.4") ALL OTHER DIMENSIONS ARE THE SAME.

● COMPLETE INJECTOR INCLUDES THE METERING VALVE ASSY, EIGHT LINES AND NOZZLES, DIST BLOCK AND BYPASS PILLS

PART# BAU-2 COMPLETE INJECTOR 5.562"
PART# BAU-2-5 COMPLETE INJECTOR 5.00"

2.4"




BAU-2

- THE BAU-2 INJECTOR ASSEMBLY IS A TWO PIECE DESIGN. THE MAIN BODY (OR HOUSING) IS 365HT CAST ALUMINUM. THE BUTTERFLY AND SHAFT PORTION IS MACHINED FROM 6061-T6 ALUMINUM PLATE. BOTH PIECES ARE POLISHED.
- THE BAU-2 IS AVAILABLE WITH THREE BUTTERFLY DIAMETER OPTIONS: 4.375", 5.00" AND 5.562"
- THE 5.00" AND 5.562" UNITS CAN BE ORDERED WITH A PROGRESSIVE LINKAGE FEATURE THAT ALLOWS ONE (OR TWO) BUTTERFLY TO OPEN APPROXIMATELY HALF WAY BEFORE THE OTHER BUTTERFLIES OR (BUTTERFLY) START TO OPEN. THE BUTTERFLIES CAN ALSO BE SET AS ONE, IF DESIRED. THE DESIGN ALLOWS FOR THIS ADJUSTMENT AT THE TRACK.

● BARE INJECTOR INCLUDES BUTTERFLY SHAFT, BUTTERFLIES, TWO ARMS AND TWO THROTTLE STOPS

PART# BAU-2SB - 5.562 WT 17.41 LBS

PART# BAU-2SB5 - 5.00 WT 19.56 LBS



BAU-1

BAU-2

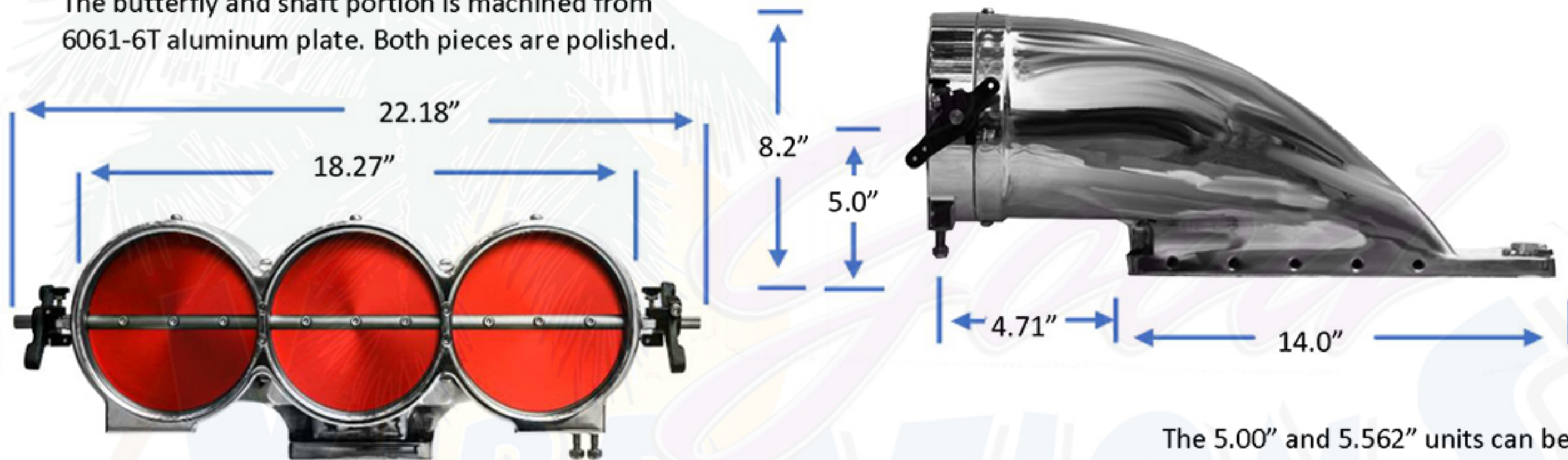
ENDERLE FUEL INJECTION

THE BAU-2

FOR BLOWN AND UNBLOWN APPLICATION

The BAU-2 injector assembly is a two-piece design. The main body (or housing) is 356ht cast aluminum. The butterfly and shaft portion is machined from 6061-6T aluminum plate. Both pieces are polished.

The lower height is handy when there is a restriction on space, visibility, etc... except for being shorter in height (2.4") all other dimensions are the same.



The BAU-2 is a low-profile version of the BAU-1 Injector

The BAU-2 is available with two butterfly diameter options: 5.00" and 5.562".

The 5.00" and 5.562" units can be ordered with a progressive linkage feature that allows one (or two) butterfly to open approximately half way before the other butterflies (or butterfly) start to open. The butterflies can also be set as on, if desired. The design allows for this adjustment at the track

● **COMPLETE INJECTOR INCLUDES**
The Metering Assy, Eight lines and Nozzles,
Dist. Block and Bypass pill set

PART # BAU-2 COMPLETE INJECTOR 5.562"

PART # BAU-2-5 COMPLETE INJECTOR 5.00"

● **BARE INJECTOR INCLUDES**
Butterfly Shaft, Butterflies, Two Arms
and Two Throttle stops.

PART # BAU-2SB 5.562" WT 17.41 LBS

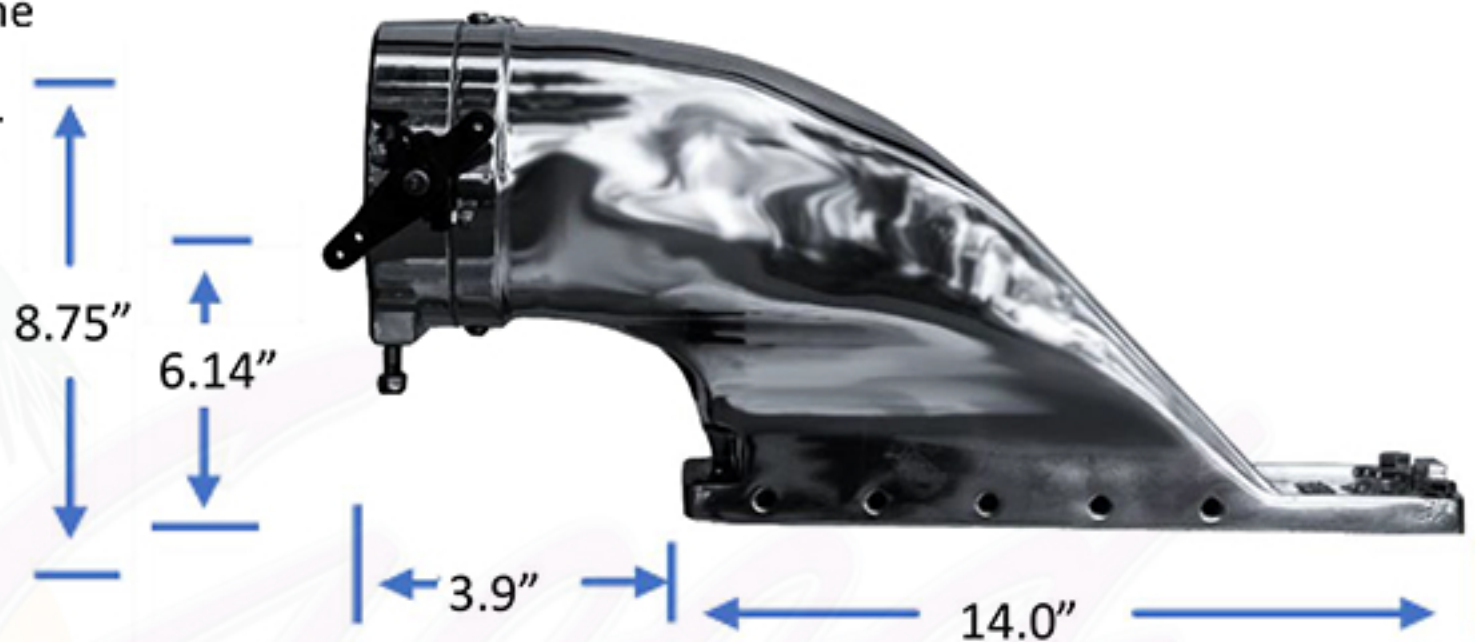
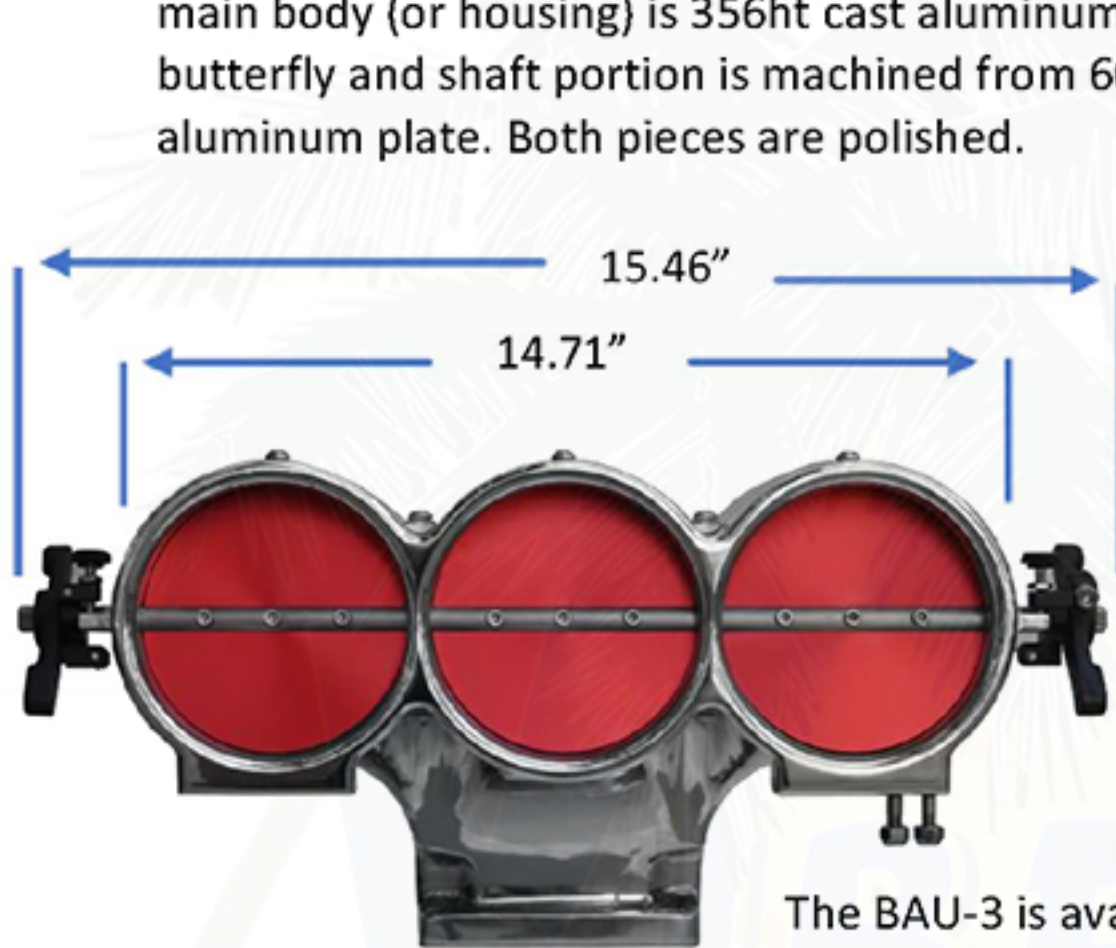
PART # BAU-2SB5- 5.00" WT 19.56 LBS

ENDERLE FUEL INJECTION

THE BAU-3

FOR BLOWN AND UNBLOWN APPLICATION

The BAU-3 injector assembly is a two piece design. The main body (or housing) is 356ht cast aluminum. The butterfly and shaft portion is machined from 6061-6T aluminum plate. Both pieces are polished.



The BAU-3 is available with butterfly diameter options 4.37" and 3.6".

The 4.37" and 3.6" units can be ordered with a progressive linkage feature that allows one (or two) butterfly to open approximately half way before the other butterflies (or butterfly) start to open. The butterflies can also be set as on, if desired. The design allows for this adjustment at the track

● **BARE INJECTOR INCLUDES**
Butterfly Shaft, Butterflies, Two Arms and Two Throttle stops.

PART # BAU-3SB 4.37"

PART # BAU-3SB- 3.6"

● **COMPLETE INJECTOR INCLUDES**
The Metering Assy, Eight lines and Nozzles, Dist. Block and Bypass pill set

PART # BAU-3 COMPLETE INJECTOR 4.37"

PART # BAU-3 COMPLETE INJECTOR 3.6"



